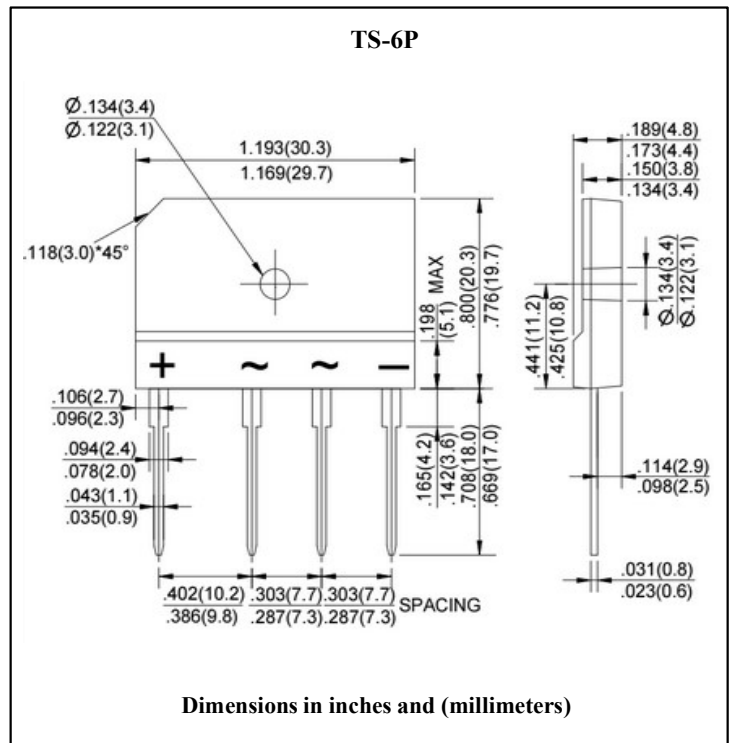
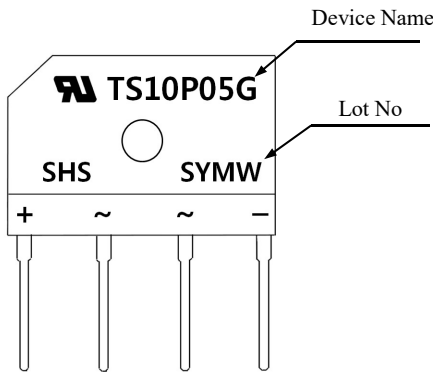


**Glass Passivated Bridge Rectifiers
Reverse Voltage 50 to 1000 Volts Forward Current 10 Amperes**
Features

- UL Recognized File # E-217139
- Surge overload rating -200 amperes peak
- Ideal for printed circuit board
- Reliable low cost construction utilizing molded plastic technique
- Plastic material used carries underwriters laboratory classification 94V-O
- Mounting Position: Any

Mechanical Data

- Case : Molded plastic
- Terminals : Leads solderable per MIL-STD-750 Method 2026
- Weight : 8 grams

Marking

Maximum Ratings & Electrical Characteristics

Ratings at 25°C ambient temperature unless otherwise specified
Single phase half wave 60 Hz, resistive or inductive load
For capacitive load, derate current by 20%

Parameter	Symbol	TS10P 01G	TS10P 02G	TS10P 03G	TS10P 04G	TS10P 05G	TS10P 06G	TS10P 07G	Unit	Remark
Maximum Repetitive Peak Reverse Voltage	V_{RRM}	50	100	200	400	600	800	1000	V	
Maximum RMS Voltage	V_{RMS}	35	70	140	280	420	560	700	V	
Maximum DC Blocking Voltage	V_{DC}	50	100	200	400	600	800	1000	V	
Maximum Average Forward Rectified Current	$I_F(AV)$	10.0							A	Note 1
Peak Forward Surge Current 8.3 ms Single Half Sine-wave Superimposed on Rated Load (JEDEC Method)	I_{FSM}	200							A	
Maximum Instantaneous Forward Voltage @10A	V_F	1.1							V	
Maximum DC Reverse Current at Rated DC Blocking Voltage	I_R	5.0							uA	Ta=25°C
		500							uA	Ta=125°C
Typical Thermal Resistance	$R_{th(j-c)}$	1.4							°C /W	Note 1
Operating Temperature Range	T_J	-55 to +150							°C	
Storage Temperature Range	T_{STG}	-55 to +150							°C	

Note 1. Thermal Resistance from Junction to Case with Device Mounted on 4" x 6" x 0.25" Al Plate Heatsink

Note 2. Measured at 1MHz and Applied Reverse Voltage of 4.0Volts D.C

Ratings and Characteristics Curves (Ta=25°C unless otherwise noted)

Fig.1 Forward Current Derating Curve

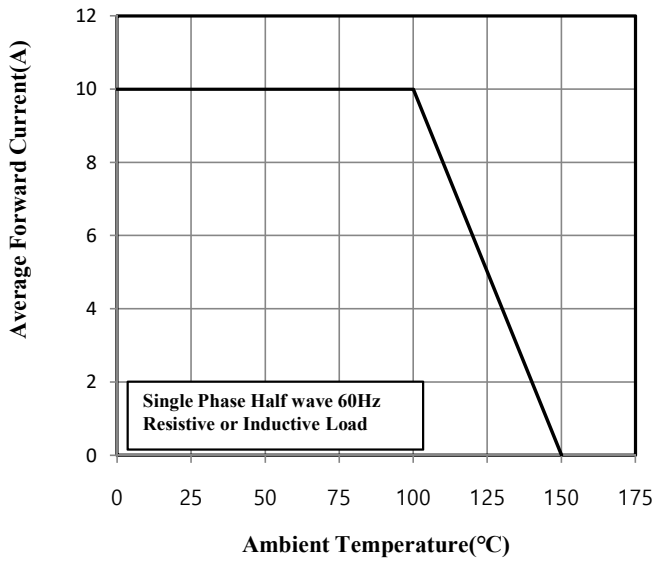


Fig.2 Maximum Non-Repetitive Peak Forward Surge Current

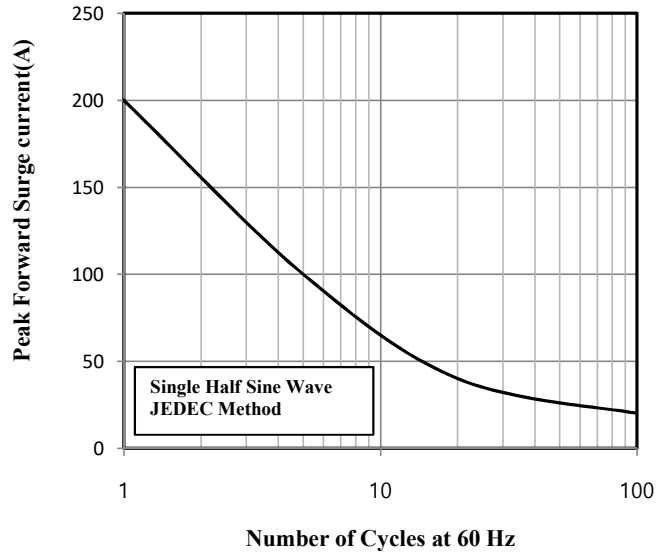


Fig.3 Typical Instantaneous Forward Characteristics

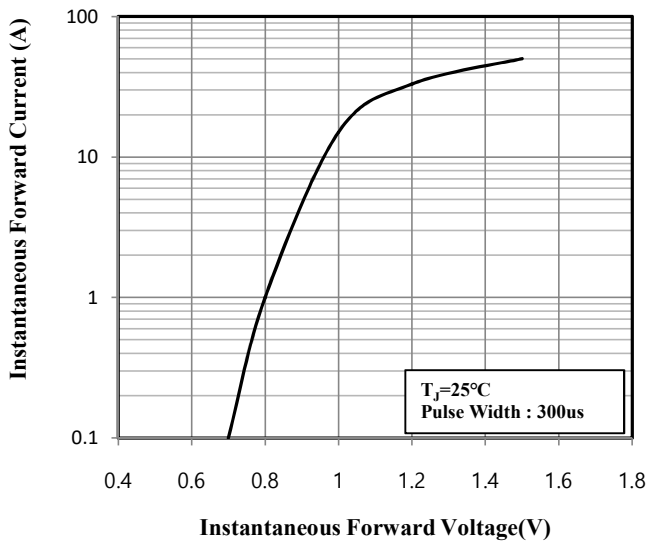


Fig.4 Typical Reverse Characteristics

